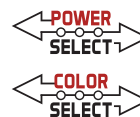




# XFIT



## KT-VTLED25PS-2A-8CSA-VDIM

### 2' LED VAPOR TIGHT FIXTURE

#### DESCRIPTION

2' LED Vapor Tight Fixture | 120 - 277V Input |  
Frosted Lens | 0 -10V Dimming

#### APPLICATION

Used for commercial and industrial rugged or outdoor applications



**10 YEAR**  
LIMITED WARRANTY

#### PRODUCT FEATURES

- Features Keystone Color Select technology. Adjust CCT between 3500K/4000K/5000K
- Features Keystone Power Select technology. Adjust power between 25W/20W/15W
- Traditional design, narrow body, Vapor Tight fixture, suitable for rugged, demanding applications
- Powered by Keystone 120-277V, 0-10V dimming LED driver, 10% minimum
- Smooth, diffused, impact resistant polycarbonate lens provides even lit appearance
- Compatible with Keystone motion and occupancy sensors, featuring high-end trim and daylight sensing.
- Stainless steel, tamper resistant lens clips (screws not included)
- Includes mounting hardware, cordgrip, and hole plug for out-of-the-box installation
- NEMA 4X rated enclosure
- IP66 Ingress Protection
- IK10 Impact Rating
- Ambient operating temperature:-40°C/-40°F to 50°C/122°F
- LED chip lifetime: L70 >100,000 hours @ 25°C/77°F ambient fixture temperature
- PF: > 0.95
- THD: < 20%
- UL Certified for Wet Locations
- ETL Sanitation Listed NSF/ANSI Standard 2 - Food Equipment, Splash Zone (Not for Direct Food Zone)

**Disclaimer:** Not suitable for car wash applications or other applications with similar heavy pressure spray and/or splashing considerations with cleaning chemicals such as petrochemical detergents (aka soaps), chlorine, and/or humidity typically above 85% for prolonged periods

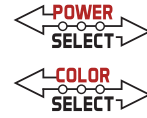
#### PRODUCT SPECIFICATIONS

Catalog Number	Input Voltage	Wattage	Color Temperature	Lumens	Efficacy	CRI	Power Factor	Rated Life
KT-VTLED25PS-2A-8CSA-VDIM	120-277V	25W	3500K	3,250	130 lm/W	> 80	> 0.90	50,000 hrs
			4000K	3,275	131 lm/W			
			5000K	3,300	132 lm/W			
		20W	3500K	2,660	133 lm/W			
			4000K	2,680	134 lm/W			
			5000K	2,700	135 lm/W			
		15W	3500K	2,040	136 lm/W			
			4000K	2,055	137 lm/W			
			5000K	2,070	138 lm/W			

#### ONE CATALOG NUMBER WITH 9 DIFFERENT OPTIONS

\* Preset to highest lumen output (25W / 5000K)

\* Color Uniformity: CCT (Correlated Color Temperature) range as per guidelines outlined in ANSI C78.377-2017.

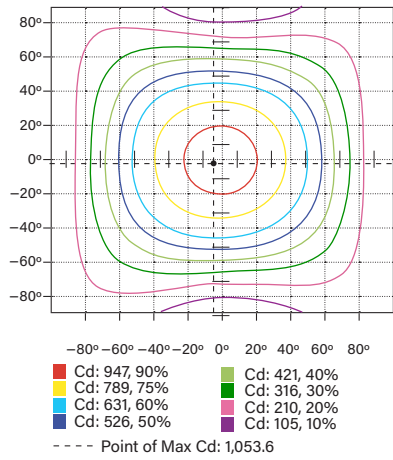


# KT-VTLED25PS-2A-8CSA-VDIM

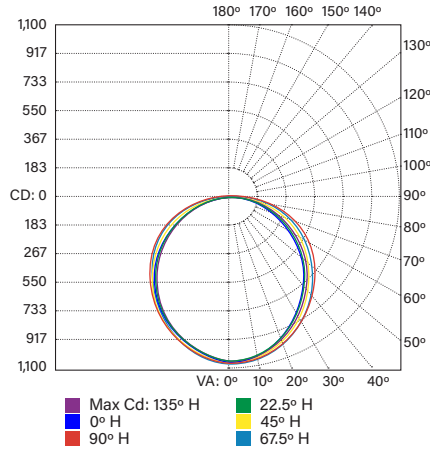
## 2' LED VAPOR TIGHT FIXTURE

### PHOTOMETRIC SPECIFICATIONS

#### ISOCANDELA PLOT



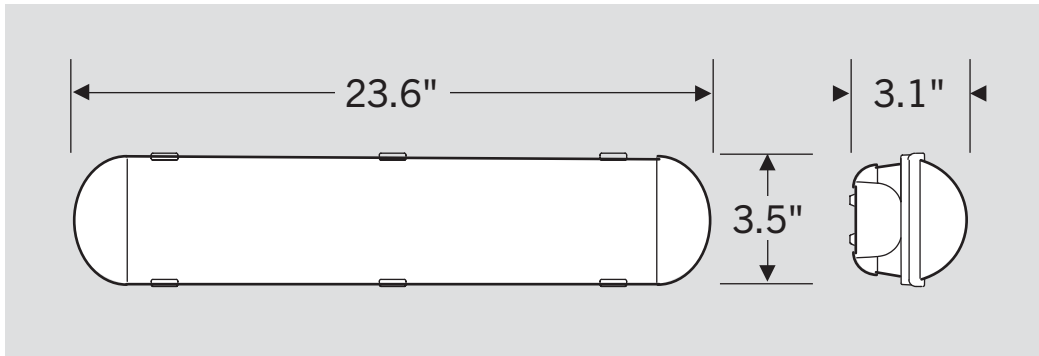
#### POLAR CANDELA DISTRIBUTION



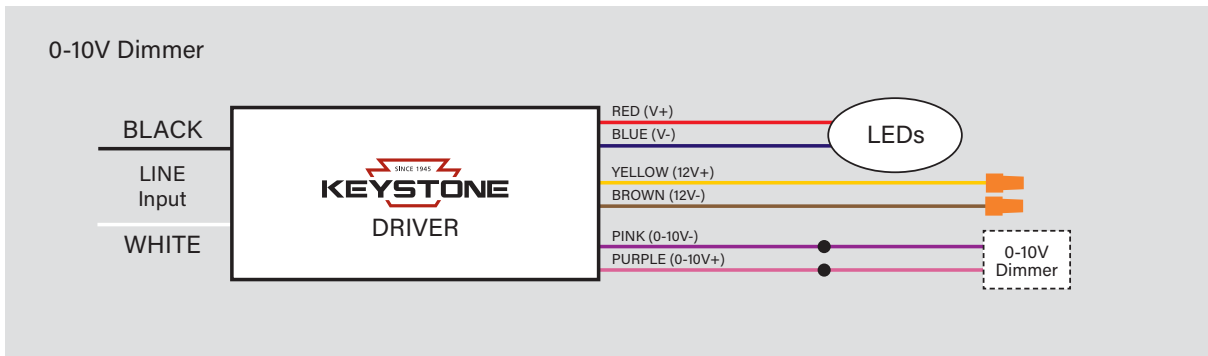
#### ZONAL LUMEN SUMMARY

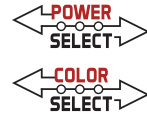
Zone	Lumens	% Luminaire
0-60	2,303.8	69.50%
60-90	826.9	25.00%
0-90	3,130.8	94.50%
90-180	182.3	5.50%
0-180	3,313.0	100.0%

### PHYSICAL SPECIFICATIONS



### WIRING DIAGRAMS





# KT-VTLED25PS-2A-8CSA-VDIM

## 2' LED VAPOR TIGHT FIXTURE

**ACCESSORIES**

**SENSORS**

**Factory-Installable OR Field-Installable** (field-installable purchased separately)

✓	SUFFIX*	CATALOG NUMBER	DESCRIPTION	UPC	EASY CODE
	/MW3	KTS-MW3-UV-KO-K2	Microwave Multifunction Occupancy/Daylight Sensor Kit, Includes 120-277V input to 12V DC convertor, IP65 12V input sensor head, nomex sleeve, extension neck	843654134352	TBV-76




Microwave Sensor Kit  
KTS-MW3-UV-KO-K2

\* FOR FACTORY INSTALLATION OF ACCESSORY, ADD SUFFIX TO FIXTURE PART NUMBER (SEE ORDERING EXAMPLES AND INSTRUCTIONS ON LAST PAGE OF SPEC SHEET).

**CORD SETS**

**Factory-Installable OR Field-Installable** (field-installable purchased separately)

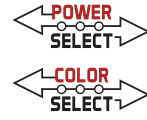
✓	SUFFIX*	CATALOG NUMBER	DESCRIPTION	UPC	EASY CODE
	/515P6	KT-CS-515P-6-18/3	Cord set for high bay; 125V NEMA 5-15P; straight blade plug; 6' SJTOW cable; 18/3 wire	843654140124	UKH-26
	/L715P10	KT-CS-L715P-10-16/3	Cord set for high bays; 277V NEMA L7-15P; twist lock plug; 10' SJTOW cable; 16/3 wire	843654140131	SFV-88
	/L615P10	KT-CS-L615P-10-16/3	Cord set for high bays; 250V NEMA L6-15P; twist lock plug; 10' SJTOW cable; 16/3 wire	843654140148	ZQS-05
	/L515P10	KT-CS-L515P-10-16/3	Cord set for high bays; 125V NEMA L5-15P; twist lock plug; 10' SJTOW cable; 16/3 wire	843654140155	GVH-22
	/L715P6	KT-CS-L715P-6-16/3	Cord set for high bays; 277V NEMA L7-15P; twist lock plug; 6' SJTOW cable; 16/3 wire	843654140162	DVU-44
	/L615P6	KT-CS-L615P-6-16/3	Cord set for high bays; 250V NEMA L6-15P; twist lock plug; 6' SJTOW cable; 16/3 wire	843654140179	LCW-66
	/L515P6	KT-CS-L515P-6-16/3	Cord set for high bays; 125V NEMA L5-15P; twist lock plug; 6' SJTOW cable; 16/3 wire	843654140186	POC-82
	/NP10	KT-CS-NP-10-16/3	Cord for high bays; no plug; inners 1/2" strip on both ends; 10' SJTOW cable; 16/3 wire	843654140193	YOH-90
	/NP6	KT-CS-NP-6-16/3	Cord for high bays; no plug; inners 1/2" strip on both ends; 6' SJTOW cable; 16/3 wire	843654140216	HUB-73
	/NP15	KT-CS-NP-15-16/3	Cord for high bays; no plug; inners 1/2" strip on both ends; 15' SJTOW cable; 16/3 wire	843654140209	EYD-18



Cord Sets

\* FOR FACTORY INSTALLATION OF ACCESSORY, ADD SUFFIX TO FIXTURE PART NUMBER (SEE ORDERING EXAMPLES AND INSTRUCTIONS ON LAST PAGE OF SPEC SHEET).  
**NOTE:** FOR CORD SETS NOT LISTED HERE, PLEASE CONTACT YOUR KEYSTONE SALES REP.

(Accessories continued on next page)



# KT-VTLED25PS-2A-8CSA-VDIM

## 2' LED VAPOR TIGHT FIXTURE

**ACCESSORIES** (continued)

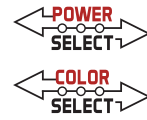
**MOUNTS AND BRACKETS**

**Field-Installable / Field-Use ONLY** (purchased separately)

CATALOG NUMBER	DESCRIPTION	UPC	EASY CODE
KT-VTLED-45SM-1-KIT	45° steel surface mount kit for all Keystone vapor tight fixtures	843654123455	JDN-49
KT-VTLED-TPSCREW-KIT	Screws for tamper-proofing vapor tight fixtures. Includes 14 screws	NA	NA



(Accessories continued on next page)



# KT-VTLED25PS-2A-8CSA-VDIM

## 2' LED VAPOR TIGHT FIXTURE

**ORDERING INFORMATION**

CATALOG NUMBER	PACK QUANTITY	UPC	EASY CODE	DLC PRODUCT ID
KT-VTLED25PS-2A-8CSA-VDIM	TBD	843654134888	FZG-95	S-72DBDP
				POWHT2WV

**CATALOG NUMBER BREAKDOWN**

# KT-VTLED25PS-2A-8CSA-VDIM

- 1
- 2
- 3
- 4
- 5
- 6
- 7
- 8
- 9
- 10
- 11

- 1** Keystone Technologies
- 2** LED Vapor Tight Fixture
- 3** Wattage
- 4** Power Select
- 5** 2' Nominal Length
- 6** Form Factor
- 7** 80 CRI
- 8** Color Select
- 9** Color Select Designation
- 10** 0-10V Dimming
- 11** Sensor Options

**9 Color Select Designation**

A	3500K, 4000K, 5000K
---	---------------------

**11 Sensor Options**

	No Option
/MW3	Microwave Sensor included

**ORDERING EXAMPLES**

FIXTURE WITH MULTIPLE FACTORY-INSTALLED ACCESSORIES\*

**KT-VTLED25PS-2A-8CSA-VDIM/MW3/NP10**

FIXTURE WITH TWO FACTORY-INSTALLED ACCESSORIES\*

**KT-VTLED25PS-2A-8CSA-VDIM/MW3/NP10**

FIXTURE WITH SINGLE FACTORY-INSTALLED ACCESSORY

**KT-VTLED25PS-2A-8CSA-VDIM/MW3**

FIXTURE WITH NO FACTORY-INSTALLED ACCESSORIES

**KT-VTLED25PS-2A-8CSA-VDIM**

**KEYSTONE FIXTURE**

CATALOG NUMBER
KT-VTLED25PS-2A-8CSA-VDIM

**SENSORS**

✓ SUFFIX	CATALOG NUMBER
✓ /MW3	KTS-MW3-UV-KO-K2

**CORD SETS**

✓ SUFFIX	CATALOG NUMBER
✓ /NP10	KT-CS-NP-10-16/3

\* WHEN ORDERING MORE THEN ONE FACTORY-INSTALLED ACCESSORY, USE MULTIPLE SUFFIXES AS SHOWN IN THE ORDERING EXAMPLES ABOVE.  
 NOTE: ALL ACCESSORIES CAN ALSO BE ORDERED SEPARATELY FOR FIELD INSTALLATION USING JUST THEIR REGULAR CATALOG NUMBER, UPC, OR EASY CODE.